



Smithsonian Learning Lab

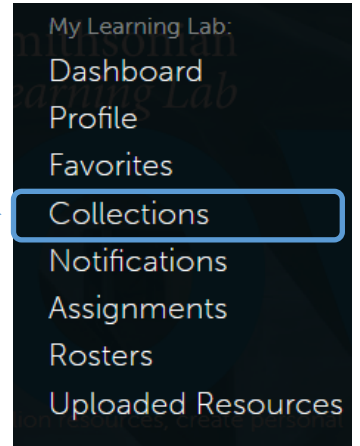
Navigating the Smithsonian Learning Lab

<https://learninglab.si.edu>

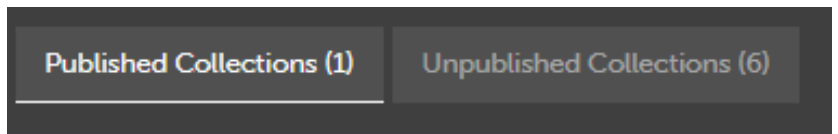
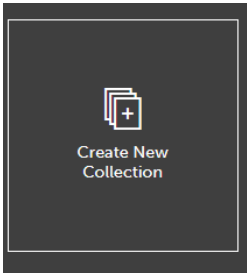
Click the Sun icon in the upper right hand corner to navigate back to your account options.



Click the Collections link to create new collections and modify existing ones.



Create a new collection by clicking the icon, or link to collections in progress by going to "Unpublished Collections"



Fill out the details of your collection. Do not forget to include the required Information!

Title: Name Period: Issue

Description: (SAQ)

*Explain the broad issue and how you came to the root issue.

*Summarize how that issue occurs throughout human history.

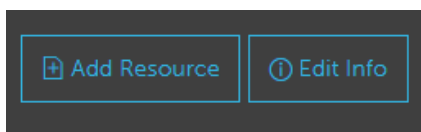
*Show your interpretation of the topic looking at how the issue has changed over time and how it has stayed the same.

*Examine the social, political, cultural, and or economic aspects of the issue.

Start New Collection

Title*
Description*

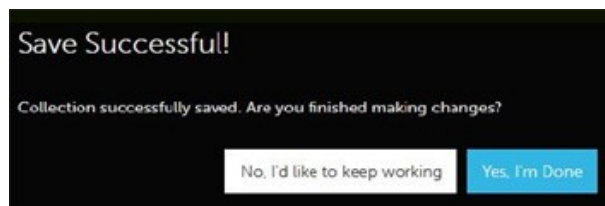
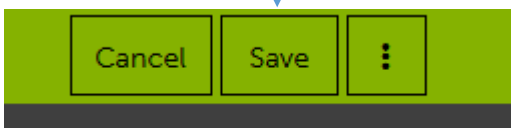
You may want to draft your text in *Word* and paste it here after proofreading.



If you need to edit the details of your collection, use the "Edit Info" button..

After adding or editing your collection, Make sure to save it!

If you are still editing the collection—always choose, "No."
If you are completely finished and ready to publish, choose "Yes."



Searching the *Smithsonian Learning Lab*



The Learning Lab is primarily searchable by keyword, so you need to carefully think through your search!

Keyword Search Tips:

- ① Start your search with a main noun that describes the general idea behind the artifact for which you are searching.—Keep your initial search as general as possible.
- ① Focus on nouns and short phrases. —You can always add words to revise your search.
- ① Remember to mark phrases (especially proper nouns) with quotation marks. This tells the search engine to locate the words of the phrase in the **exact order** in which you entered them.

<i>Search Term:</i>	<i>Outcome:</i>
Christmas	All items that have the word—Christmas—in the description or as a tag. *This type of general search helps to give you an overall idea of what is available and how to revise your search, if needed.
Christmas tree	All items that have both search words, but they do not have to next to each other.
“Christmas tree”	All items where the term—Christmas— is found directly next to the word—tree. *Quotes are helpful when looking for phrases that contain common words that may show up in a description but in a different context than is meant by the phrase. For example: “American flag”, “Civil War”, “Underground Railroad”
Christmas - tree	Use a hyphen (-) to tell the search engine to exclude words from a search. *This search will give you items that mention Christmas but will skip any that include the word - tree in the description/tags.


All of these search strategies can be combined and used in a single search.

For example: “Christmas tree” - ornament



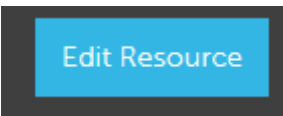
Found a great artifact? Want more like it?

- When examining an object, check out the Keywords listed in the item’s description for additional search terms.



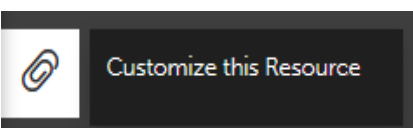
Use this button to add an object to your collection.

- Once the object is added, you can add your text and or a hotspot.



Use this button to edit an object in your collection.

- It enables the tools to customize the information about the artifact.



Use this button to add info/text and hotspots.

- Info/text is the descriptive information that you add.
- Hotspots are call outs that you add to the artifact to call attention to detail.



Make sure to save your changes to the **artifact** by clicking the blue check marks.



Make sure to save your changes to the **collection** by clicking the green save button.

